

RENK America



QCS-4A Control Test Requirements For Testing Components

Author: RENK America Supplier Quality Assurance

Released by Division: RENK America/Supplier Quality Assurance Manager on November, 2005

Company: RENK America
Issue Date: November, 2005
Version: 1

Range of Application: RENK America
Valid From: November, 2005
Validity Review: August 16, 2022

RENK America		QCS-4A		RENK
		Clause		
Document #:	QCS-4A	Responsible Organization:	Quality	
Revision:	1			
Effective Date:	November, 2005	Approved By:	Quality Assurance	
Document Name:	Control Test Requirements For Testing Components			

Table of Contents

1.0	DEFINITIONS	1
2.0	APPLICABLE DOCUMENTS	2
3.0	CONTROL TEST PROGRAM MANAGEMENT	2
5.0	PROCEDURE AND FACILITY APPROVAL	4
6.0	TEST METHODOLOGY/DOCUMENTATION REQUIREMENTS.....	6
7.0	GENERAL SUPPLIER RESPONSIBILITIES.....	8
8.0	TEST SAMPLE.....	9
9.0	TEST SCHEDULE AND START NOTIFICATION.....	9
10.0	LOT FORMATION	9
11.0	TEST MONITORING	10
12.0	TEST INCIDENTS/FAILURES.....	10
13.0	FINAL TEST REPORT	11
14.0	INVOICE PAYMENT.....	12
15.1.	Flow Charts For Supplier Responsibility Following A Test Incident /Failure.....	13
15.2.	Test Report Preparation, Check List Guide.....	13
15.3.	Certification Of Control Test Completion	13
15.4.	Fat/Control Test Approval.....	13

1.0 DEFINITIONS

RENK America		QCS-4A		RENK
		Clause		
Document #:	QCS-4A	Responsible Organization:	Quality	
Revision:	1			
Effective Date:	November, 2005	Approved By:	Quality Assurance	
Document Name:	Control Test Requirements For Testing Components			

- 1.1. Technical Data Package (TDP) Dimensional, material, process, environmental, inspections and performance requirements as specified by the drawing, Quality Assurance Requirement (QAR) / Quality Assurance Provision (QAP) document, RENK America specification and/or military / commercial specification.
- 1.2. Control Test Periodic environmental and/or endurance tests conducted to verify that the material, processes, tooling, equipment, techniques, standards, personnel and controls used to produced the First Article samples, which received First Article Approval, continue to produce components that meet the TDP Requirements. (Control Tests, C.T., are normally non-destructive allowing for shipment/use after test approval)
- 1.3. First Article Sample A production component (s) submitted as being representative of a specific process using production tooling, equipment, methods, technique, standards, personnel and controls.
- 1.4. Test Procedure A document containing the test program methodology for meeting the performance and environmental requirements of the technical data package and the RENK America purchase order.

2.0 APPLICABLE DOCUMENTS

2.1. Government Documents

MIL-HBK-831	Preparation Of Test Reports
MIL-STD-45662	Calibration System Requirements

2.2. RENK America Documents

WI -710-2	First Article Inspection Requirements
-----------	---------------------------------------

3.0 CONTROL TEST PROGRAM MANAGEMENT

- 3.1. In order to effectively and efficiently ensure that all Control Test requirements are met, RENK America has established three levels of Control Test Program
 - A. Control Test Delegation
 - B. Control Test Validation
 - C. Control Test Monitoring
- 3.2. Each supplier is placed in one of the categories listed in paragraph 3.1 based on past test history and the vendor's quality rating as a minimum and/or the criteria indicated in paragraphs 3.2.1, 3.2.2 and 3.2.3 is used for this determination.
 - 3.2.1. Control Test Delegation:
 - A. RENK America SQA Hardware Acceptance Program
 - B. Test Program Timeliness: All Test Completed on Time
 - C. Supplier Related Failures: Zero Test Incidents/Failures
 - D. Test Report Accuracy: Editorial Errors Only

RENK America		QCS-4A		RENK
		Clause		
Document #:	QCS-4A	Responsible Organization:		Quality
Revision:	1			
Effective Date:	November, 2005	Approved By:	Quality Assurance	
Document Name:	Control Test Requirements For Testing Components			

3.2.2. Control Test Validation:

- A. RENK America SQA Hardware Acceptance Program
- B. Meets any of the Following:
 - 1. Test Program Timeliness: 1 Test Completed Late
 - 2. Supplier Related Failures: 1-2 Test Incidents/Failures
 - 3. Test Report Accuracy: Any Errors beyond Editorial

3.2.3. Control Test Monitoring:

- A. RENK America SQA Hardware Acceptance Program
- B. Or Any Combination of the Following:
 - 1. Test Program Timeliness: 1 Test Completed Late
 - 2. Supplier Related Failures: 1-2 Test Incidents/Failures
 - 3. Test Report Accuracy: Any Errors beyond Editorial

- 3.3. The purchase order control test line item will specify the control test management level assigned by RENK America. As a minimum an annual review will be conducted. If the review indicates the category should be revised the supplier will be contacted. The RENK America Buyer will be directed to issue a purchase order change.
- 3.4. All suppliers must meet this document in its entirety unless otherwise noted. If any questions arise, contact your RENK America Buyer or RENK America Quality Engineering & Test at the address/phone number list in paragraph

4.0 GENERAL BID REQUIREMENTS AND OPTIONS

The bidder shall include the following requirements, as a minimum, with the Request for Quote (RFQ):

4.1. Control Testing Costs

Individual costing for the entire Control Test Program including hardware (as applicable), fixtures, test procedure development and test report preparation, shall be quoted separately from cost of production hardware.

4.2. Test Facilities.

Facilities to be utilized in performance of the Control Test, if known at the time of the Request For Quote (RFQ) response, shall be identified in the quotation, giving the facility name, location, contact, and phone number. If the above information is not known at the time of the RFQ response, it shall be provided no later than 30 days after receipt of the Control Test requirement notification, by activation of a purchase order line item requiring final test report submission to RENK America.

4.3. RENK America Bid Options

It is RENK America's option to obtain competitive bids for Control Testing and to have such testing performed by another independent test laboratory. This bidding will be based on geographical location, scheduling, qualifications, and price. RENK America may then elect to remove testing from the assigned supplier.

RENK America		QCS-4A		RENK
		Clause		
Document #:	QCS-4A	Responsible Organization:		Quality
Revision:	1			
Effective Date:	November, 2005	Approved By:	Quality Assurance	
Document Name:	Control Test Requirements For Testing Components			

4.4. Disposition of Fixtures and Equipment Procured for Test Conductance

- 4.4.1. Identification of Property All test fixtures and ancillary equipment, not otherwise required for production and/or acceptance test, purchased or charged to this contract will be identified and brass-tagged as the property of the United States Government, and shall be purchased under a separate RENK America tooling contract.
- 4.4.2. Test Fixture and Equipment Maintenance Except as otherwise expressly provided under this document, the Contractor is responsible for the maintenance and calibration of all inspection and test equipment necessary to assure that supplies and services conform to contract requirements. Commercial, modified commercial, or supplier designed inspection or measuring set ups must be capable of repetitive measurements to an accuracy of 10 percent of the component tolerance. If this degree of accuracy cannot be obtained, contact Quality Engineering & Test for disposition. Calibration of inspection and test equipment shall be in accordance with MIL-STD-45662. A log of instruments and equipment utilized during the entire test program shall be maintained and included within the final test report.
- 4.4.3. Test Equipment Usage RENK America furnished test equipment shall be utilized solely for the tests specified in this contract unless written approval is provided by RENK America
- 4.4.4. Test Fixture and Equipment Disposal This equipment will be sent to RENK America at upon request, when it is no longer necessary to support the test program.

5.0 PROCEDURE AND FACILITY APPROVAL

5.1 Test Procedure

The supplier/sub-contractor shall supply their test procedure to RENK America Quality Engineering & Test upon request prior to the start of the first Control Test for review and approval. Questions concerning the test procedure should be forwarded to the applicable Quality Engineer.

- 5.1.1. Test Procedure Approval Supplier/Sub-contractor shall receive a written response from RENK America Quality Engineering & Test indicating either acceptance for use or comments, within two (2) weeks of receipt typically. All subsequent Control Test (s) shall be conducted to the reviewed procedure. RENK America Quality Engineering & Test shall be notified in writing if changes occur after initial acceptance. The notification shall contain reasons for the changes.

Note: The RENK America review does not exonerate the supplier of the responsibility of testing and complying with all the requirements of the applicable drawings and specifications.

- 5.1.2. Data Sheet Requirements Data sheets must consist of the specified resultant values, disposition (passed / failed) and specification/QAR/QAP paragraph

RENK America		QCS-4A		RENK
		Clause		
Document #:	QCS-4A	Responsible Organization:	Quality	
Revision:	1			
Effective Date:	November, 2005	Approved By:	Quality Assurance	
Document Name:	Control Test Requirements For Testing Components			

tested unless otherwise authorized by RENK America Quality Engineering & Test. Additionally, the data sheets for performance testing shall contain the following items:

- Part Name and Number
- Serial Number
- Date of Test
- Test Start and Stop Time
- Name of Environmental Test
- Test Parameter
- Actual Test Values
- Air Temperature
- Barometric Pressure
- Relative Humidity
- Technician/Engineer Signature
- DCAS stamp (if witnessed)
- RENK America stamp (if witnessed)

5.2. Test Laboratory Approval

All testing laboratories must be approved by the RENK America Quality Engineering & Test department prior to start of testing. In the event of disapproval of a testing laboratory, the supplier may contact RENK America for an approved source.

5.3. Government Monitoring

Government representatives shall have the right to monitor any and all facets of the testing. Contracted laboratories must have Government delegation included in their purchase orders if so directed by the Government representative. A minimum of one (1) week notification of the test start is to be provided to the Government representative to permit scheduling of monitoring activities.

5.4. Test Equipment and Facility Approval

All test set-ups, equipment, lab procedures, and data sheets are subject to approval by RENK America Quality Engineering & Test prior to start of testing.

5.4.1. Automatic Test Equipment (ATE)

5.4.1.1. ATE Validation ATE equipment and/or software will be validated by RENK America prior to its incorporation in the test program. No change to the ATE hardware and/or software can be made without prior approval of RENK America. A revalidation of the changes made to either the software and/or hardware may be required by RENK America.

5.4.1.2. ATE Data Printout When actual values are not feasible, pass/fail entries shall be acceptable when accompanied by RENK America approved calibration/validation certifications which verifies the integrity of hardware and ATE software as it relates to all

RENK America		QCS-4A		RENK
		Clause		
Document #:	QCS-4A	Responsible Organization:		Quality
Revision:	1			
Effective Date:	November, 2005	Approved By:	Quality Assurance	
Document Name:	Control Test Requirements For Testing Components			

parameters under test, their specification limits, and resultant input/output values.

- 5.4.1.3. ATE Software ATE controlling software must be under the control of a configuration management system, which includes a document number, revision level, method of change documentation and change approval cycle. Software configuration level must be identified in the final test report.

6.0 TEST METHODOLOGY/DOCUMENTATION REQUIREMENTS

- 6.1. Control Tests may be performed in any sequence to best facilitate timely completion of testing, within the following stipulations:
- A. Baseline performance testing must be completed for all performance tests (specified for Control Testing) as required by the applicable Technical Data Package (TDP).
 - B. When endurance or durability testing is required, it must be performed after all other specified environmental testing is complete. Performance testing may be required during or after endurance/durability testing.
 - C. Performance testing is required as a baseline test prior to environmental/endurance/durability testing, during environmental exposure (as required by the TDP) and at the conclusion of all environmental/endurance/ durability testing. Performance tests are not required between environmental tests for Control Testing.
- 6.2. Test equipment and measuring equipment accuracy and calibration shall be in accordance with paragraph 4.4.2 of this document. A list of test equipment used for Control Testing shall be maintained and included in all final test reports. The list shall include the following:
- | | |
|---------------------------------------|--|
| Item Description | |
| Manufacturer | |
| Model Number | |
| Ranges | |
| Accuracy | |
| Calibration Dates (Last and Next Due) | |
- 6.3. Unless otherwise specified by the TDP, all performance, dynamic and endurance/durability tests shall be conducted under the following conditions:
- | | |
|---------------------|-------------------------------------|
| Air Temperature | 73 ± 18°F |
| Barometric Pressure | 28.5 (+2.0, -3.0) inches of mercury |
| Relative Humidity | 50 ± 30% |

These conditions shall be recorded prior to the start of each test specified above.

- 6.4. The tolerances maintained at the control sensor during environmental testing shall be within those specified in paragraph 1.2 of ATPD-2167 (Environmental Test Methods, M1 Tank Program) or paragraph 3.1.2 of MIL-STD-810 (Environmental Test Methods) as applicable, unless otherwise specified by the TDP.

RENK America		QCS-4A		RENK
		Clause		
Document #:	QCS-4A	Responsible Organization:		Quality
Revision:	1			
Effective Date:	November, 2005	Approved By:	Quality Assurance	
Document Name:	Control Test Requirements For Testing Components			

- 6.5. In the event of a conflict of test requirements, tolerances or methods within the TDP, the order of precedence shall be as follows: Component (Army Ordnance) Drawing, Product Fabrication Specification, QAR or QAP, Military Standards/Specifications. The supplier shall notify the RENK America Buyer/subcontract administrator in writing upon determination that a TDP conflict exists.
- 6.6. Data sheets for all performance tests must include recorded values for all inputs (as well as resultant outputs) specified by the TDP. Actual data, which demonstrates conformance to the TDP values and tolerance, is required. Recordings of "pass/fail" or "OK" without actual data are not acceptable, unless otherwise authorized by RENK America Quality Engineering & Test (reference paragraph 5.4.1 of this document). Data sheets shall be in accordance with paragraph 5.1.2 of this document.
- 6.7. The test setups and instrumentation utilized for environmental testing shall be capable of obtaining the following data to document and demonstrate that environmental exposure meets TDP requirements and tolerances.
- 6.7.1. Temperature Testing A legible, reproducible record (i.e., circular chart, strip chart, data logger recording) of time versus temperature throughout the storage and operational periods. Charts/recordings shall be annotated with the part name/number, date of test, point at which storage/operational tests start and complete, explanation of temperature profile anomalies and signature or stamp of test personnel.
- 6.7.2. Humidity Testing Continuous, legible and reproducible records (i.e. circular charts) of time versus temperature and relative humidity level for elevated humidity and conditioning cycles. Recording equipment resolution shall be in accordance with paragraph 3.4.1 of ATPD-2167 or paragraph 2.1 of MIL-STD-810, Method 507.1. Charts shall be annotated as indicated in 6.7.1 above.
- 6.7.3. Vibration Testing. Legible, reproducible logarithmic plots (i.e., "x-y" plotter or computer-generated) of acceleration versus frequency from the input accelerometer for at least on sweep (i.e., 5-500-5 hertz) in each axis. When performance tests are required during vibration exposure, they shall be performed once in each axis. When the TDP requires monitoring for intermittent operation during vibration, a legible record of continuous monitoring throughout the test (e.g. strip chart recorder) must be obtained and appropriately annotated.
- 6.7.4. Shock Testing Legible, reproducible photographs or computer plots of calibration pulses and actual test sample pulses shall be generated. Recordings of the calibration pulses and actual test sample pulses for one drop in each direction of each axis must be maintained on file and/or included in all test reports. The recordings must be of sufficient size and resolution to demonstrate compliance with the shock pulse tolerance envelope specified by the TDP. When the TDP requires monitoring for intermittent operation during shock, a legible record of continuous monitoring during all shock

RENK America		QCS-4A		RENK
		Clause		
Document #:	QCS-4A	Responsible Organization:		Quality
Revision:	1			
Effective Date:	November, 2005	Approved By:	Quality Assurance	
Document Name:	Control Test Requirements For Testing Components			

pulses (e.g. strip chart recorder or oscilloscope recordings) must be obtained and appropriately annotated. The shock testing methods contained in ATPD-2167 and MIL-STD-810 are based on the use of free-fall or pneumatic drop test equipment. When testing is performed using a computer controlled electro-hydraulic or electro-mechanical shaker system the following applies:

- 6.7.4.1. Use of a dummy test sample or simulated load to achieve the required calibration wave-form may be impractical when equalization is necessary. The actual test item may be used to produce the calibration waveform provided the effect of equalization to the hardware under test is assessed.
- 6.7.4.2. When more than one axis and shock level is required for test (i.e., Basic, Gunfire, Ballistic), it is acceptable to perform the tests on a "per axis" basis. "Per axis" is defined as performing all levels of shock in one axis, followed by the remaining two axes.
- 6.7.4.3. The shock pulse waveform recording requirements remain the same as those specified for free fall/pneumatic methods. Every effort to ensure the shock pulse waveforms fall within the specified tolerance envelope shall be made. Constraints due to limited total shaker displacement may cause the pulse shape to deviate from the required tolerance envelope for the classical waveform. When this occurs, the waveform recordings must be reviewed/approved by RENK America Quality Engineering & Test prior to continuing testing.

7.0 GENERAL SUPPLIER RESPONSIBILITIES

7.1. Purchase Orders for Testing

Should the supplier decide to perform all or part of these test requirements at an outside contracted laboratory, RENK America Quality Engineering & Test will be notified and purchase order number(s) will be provided. The purchase order with the selected laboratory shall contain this document and any other pertinent RENK America contractual requirements to include government surveillance as part of its contractual language.

7.2. Responsibility for Technical Requirements

The supplier is responsible to provide the laboratory with all the technical documentation required to perform the test, including but not limited to the test procedure, drawings, specifications, QAPs, QARs, Engineering Change Proposals (ECP's), Change Requests (CR's), waivers and/or deviations.

7.3. Laboratory Technical Support by Supplier

The supplier shall support all tests performed at any independent laboratory. The selection of an independent lab by RENK America does not relieve the supplier of any of its responsibility for his product's performance during these tests.

7.4. Failure Analysis

RENK America		QCS-4A		RENK
		Clause		
Document #:	QCS-4A	Responsible Organization:		Quality
Revision:	1			
Effective Date:	November, 2005	Approved By:	Quality Assurance	
Document Name:	Control Test Requirements For Testing Components			

The supplier will have full responsibility for any failure analysis required on his components that fail tests. Final disposition shall be the sole judgment of RENK America.

7.4.1. Hardware Disposition

Failure of a test sample to meet the requirements herein as a result of Control Testing shall be cause for rejection of the assembly and the lot it represents. The procuring activity may refuse acceptance of production assemblies until corrective action is provided, incorporated, and verified.

8.0 TEST SAMPLE

8.1. A Government DCMC/DPRO representative or RENK America (unless otherwise specified) will select the sample(s) to be tested. The test sample will be selected from the lot of material that will be represented by the testing. Once the samples are selected for testing, no repair, adjustment, or modification is permitted without RENK America approval.

8.1.1. Control Test Delegation and validation suppliers may select the test sample(s) in lieu of RENK America.

8.2. Disposition of Test Sample

Control Test samples are considered usable production hardware unless otherwise specified. However, test samples may be returned to production only after written control test approval has been received from RENK America.

9.0 TEST SCHEDULE AND START NOTIFICATION

9.1. The schedule for performance of control test stated in the purchase order shall be followed unless otherwise approved by RENK America Quality Engineering & Test department. This schedule is based on the product delivery schedule and testing requirements specified in the product Technical Data Package (TDP) (Reference Section 10.0).

9.2. The supplier and/or the laboratory performing the testing must notify the RENK America Quality Engineering & Test Department a minimum of one (1) week prior to start of test.

10.0 LOT FORMATION

10.1. Lot formation development by RENK America Quality Engineering & Test will be based on the purchase order delivery schedule. The lot formation is shown as part of the line item of the purchase order for the deliverable test report.

10.1.1. Approval of these control tests shall satisfy all components, regardless of contract, shipped during the time frame/interval of the approval unless otherwise indicated.

10.1.2. Any changes to the delivery schedule must be provided, in writing, to the RENK America Procurement and Quality Engineering & Test departments.

RENK America		QCS-4A		RENK
		Clause		
Document #:	QCS-4A	Responsible Organization:	Quality	
Revision:	1			
Effective Date:	November, 2005	Approved By:	Quality Assurance	
Document Name:	Control Test Requirements For Testing Components			

Changes/delays that are the fault of the supplier that result in additional control tests and costs to RENK America will be the final responsibility of the supplier.

- 10.2. Lot formations are determined by (a) calendar time and/or (b) production quantities as specified by the applicable product fabrication specification, QAR, QAP, or military specification.
- 10.3. If, after lot formation, when the remaining production piece quantity is less than half the control test frequency amount an additional control test is not required. This remaining quantity would be added to the previous lot for coverage. If the delivery schedule and/or the contract quantity is changed, the control test lots will be reformatted accordingly.

11.0 TEST MONITORING

11.1. Visiting

RENK America and the Government reserves the right to visit the supplier's facility and/or test laboratory to monitor all or any part of the required control tests.

11.2. Review of testing

Monitoring shall include, but not be limited to, reviewing test set-ups, monitoring the conductance of the test and review of/participation in failure analysis activities.

11.3. Audits

RENK America also reserves the right to audit the supplier's facilities, upon proper notification, used in the manufacture/assembly of the components under test.

12.0 TEST INCIDENTS/FAILURES

12.1. Definitions of Test Incidents/Failures

A test incident/failure shall be deemed to have occurred when the test unit does not conform to the TDP requirements or it is observed that physical damage or deformation has occurred as a result of testing or other pre-test activities. RENK America reserves the right for final determination as to the occurrence of a test incident/failure.

12.2. Test Incidents/Failure Notification

All incident/failures must be reported by telephone within 24 hours (1 working day) to RENK America Quality Engineering & Test Department. Telephone notification must be followed by written notification within 48 hours (2 working days). This notification requirement applies to all suppliers, regardless of the Control Test Program Management level assigned by RENK America

12.3. Test/Hardware Disposition

After an incident/failure, the laboratory shall not continue testing, disassemble the test set-up and/or the sample without RENK America Quality Engineering & Test authorization. Phone contact must be maintained with the RENK America Quality Engineering & Test Department for failure analysis and/or test restart.

RENK America		QCS-4A		RENK
		Clause		
Document #:	QCS-4A	Responsible Organization:		Quality
Revision:	1			
Effective Date:	November, 2005	Approved By:	Quality Assurance	
Document Name:	Control Test Requirements For Testing Components			

12.4. Flash Report

Flash Report will be initiated by RENK America Quality Engineering & Test and will be forwarded to the supplier, reporting the status of the test incident, its effect on production hardware shipments as well as direction for failure analysis and retest/restart instructions as they become known. (See attachment A, Flowchart of Responsibility).

12.5. Supplier Failure Analysis

The supplier must submit a written failure analysis report outlining root cause, proposed corrective action and verification tests within two weeks of RENK America authorization to proceed with the failure analysis. The report format is at the supplier's option. This report requires RENK America Quality Engineering & Test approval prior to Flash Report closeout.

12.5.1. During the failure analysis process, RENK America reserves the right to review/audit the supplier's facilities used in the manufacture/assembly of the components under test.

12.5.2. Failure Analysis Method and Location

RENK America reserves the right to select the method and location of failure analysis.

12.5.3. Supplier Responsibility

The supplier shall be responsible for all incident/failure close out actions, re-inspection, and retest when such test failure is deemed to be the supplier's responsibility (all activities that are non-T.D.P. related unless the supplier has control of the T.D.P.). These responsibilities will include, but not limited to:

- A. Test facility charges (i.e., additional test, retest, etc.)
- B. Implementation of corrective action.
- C. Replacement of test samples if required.
- D. RENK America failure analysis on repeat test failures occurring after corrective action incorporation (i.e., travel expenses, man-hours, etc.).

13.0 FINAL TEST REPORT

13.1. Report Schedule

Test report preparation and data collection/organization must be concurrent with testing. One copy of the final test report is to be supplied to the RENK America Quality Engineering & Test Department within seven (7) days after test completion.

13.1.1. Control Test Delegation suppliers are not required to submit a final test report to RENK America. Upon successful completion of the Control Test, the supplier's authorized representative will submit a "Certification of Control Test Completion" (See Attachment C).

RENK America		QCS-4A		RENK
		Clause		
Document #:	QCS-4A	Responsible Organization:		Quality
Revision:	1			
Effective Date:	November, 2005	Approved By:	Quality Assurance	
Document Name:	Control Test Requirements For Testing Components			

13.1.2. Test data and records will remain on file at the supplier and must, as a minimum, contain the data indicated in paragraph 13.2. A formal report in MIL-HBK-831 format is not required.

13.2. Test Report Requirements

The test report must be in accordance with MIL-HBK-831 and include the following information (See attachment B for MIL-HBK-831 outline).

- A. Identification of the lot represented by the test (i.e., inclusive shipment dates, serialization, etc.)
- B. Identification of test equipment and calibration dates (last and next).
- C. Specific data to document unit performance before, during and after environmental exposure, where required. Checks "OK" are not acceptable. Data must consist of voltage readings, waveforms, etc.
- D. Time vs. temperature vs. humidity charts for high temperature, low temperature, and humidity environments (where applicable) or as required for performance requirements.
- E. Photographs of calibration pulse(s) and one of each axis in each direction for shock test (where applicable).
- F. Flash reports, Failure Analysis report, and Corrective Action report (where applicable).

13.3. Test Report Approval

RENK America Quality Engineering & Test will approve or comment to the report content in writing. Upon agreement of the report content by the supplier/test laboratory and RENK America, RENK America will approve the report. Written notification of approval will be sent to the supplier/sub-contractor by RENK America Quality Engineering & Test (See Attachment D).

13.3.1. Upon receipt of "Certification of Control Test Completion" from a Control Test delegation supplier, RENK America Quality Engineering & Test will issue a test approval letter (see attachment D).

13.4. Test Data Retention.

Test data and records of the test performed by the supplier (laboratories) and the complete project file including all documentation shall be kept complete and available to RENK America and the Government for a period of five (5) years following the completion of the test program.

14.0 INVOICE PAYMENT

14.1. Progress Payments. Progress payments for testing or hardware shipments may be withheld for undue delays, such as:

- * Failure to start or complete testing per purchase order schedule.
- * Overdue failure analysis response beyond 2 weeks.
- * Overdue report submission or revision.

14.2. Invoice Payments. Invoices for the control test will be approved for payment upon written approval of the test report.

15.0 ATTACHMENTS

The holder of this printed document is responsible for verifying that it is the current version.

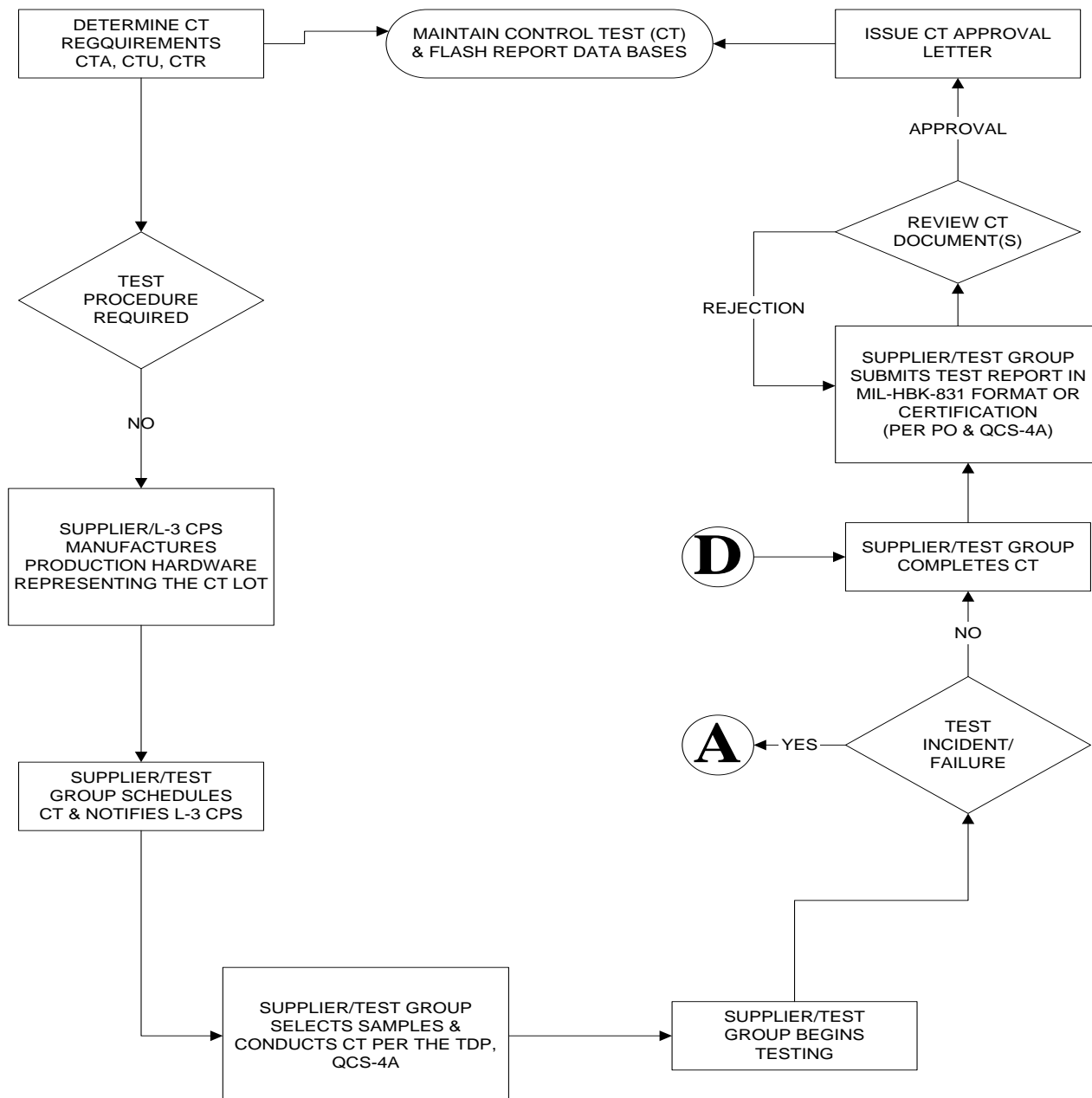
RENK America		QCS-4A		RENK
		Clause		
Document #:	QCS-4A	Responsible Organization:	Quality	
Revision:	1			
Effective Date:	November, 2005	Approved By:	Quality Assurance	
Document Name:	Control Test Requirements For Testing Components			

- 15.1. Flow Charts For Supplier Responsibility Following A Test Incident /Failure
- 15.2. Test Report Preparation, Check List Guide
- 15.3. Certification Of Control Test Completion
- 15.4. Fat/Control Test Approval

RENK America		QCS-4A	RENK
		Clause	
Document #:	QCS-4A	Responsible Organization:	Quality
Revision:	1		
Effective Date:	November, 2005	Approved By:	Quality Assurance
Document Name:	Control Test Requirements For Testing Components		

Attachment A
QCS4-A
November 2005
1 Of 3

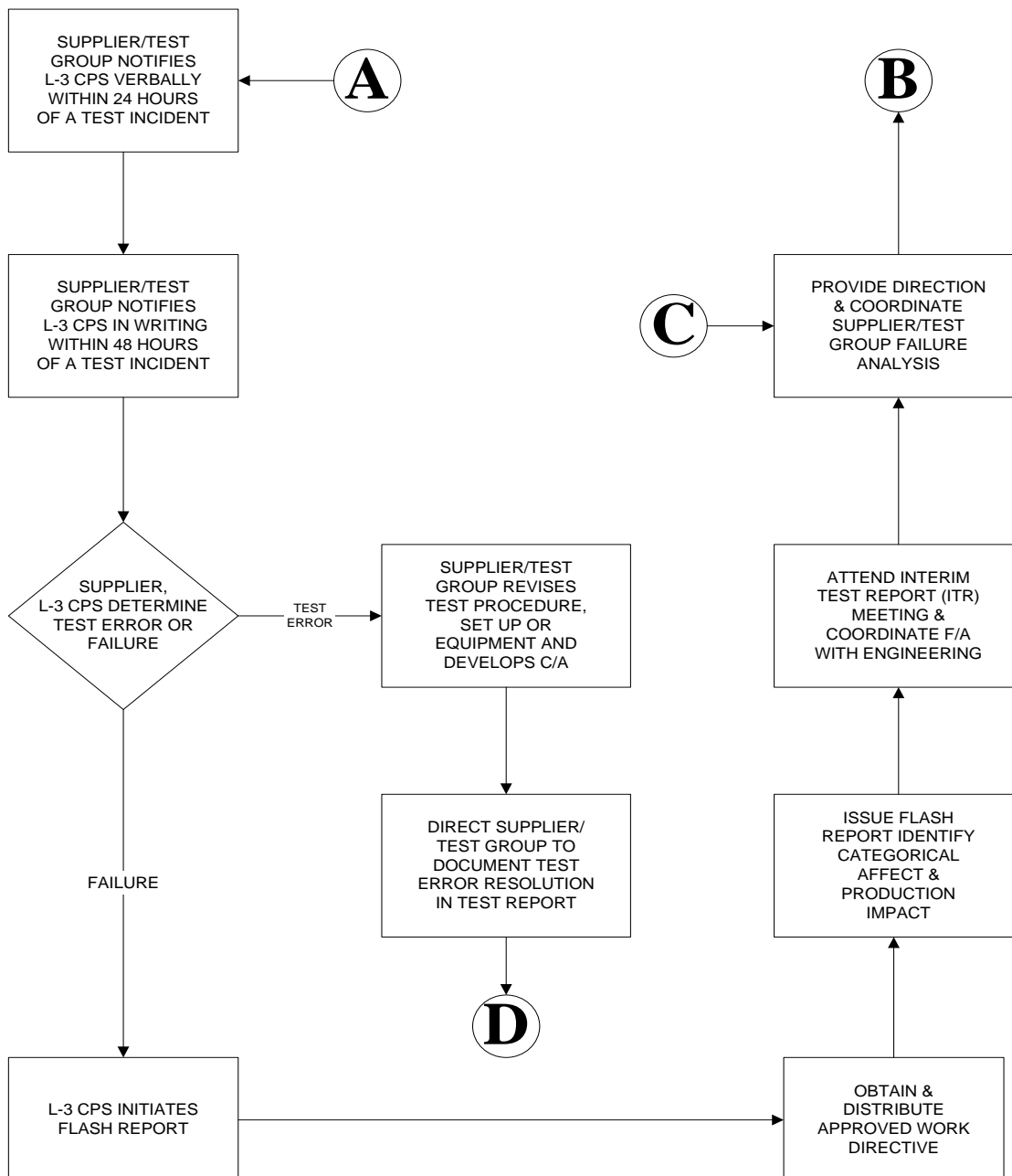
CONTROL TEST (CT) FLOW CHART



RENK America		QCS-4A		RENK
		Clause		
Document #:	QCS-4A	Responsible Organization:	Quality	
Revision:	1			
Effective Date:	November, 2005	Approved By:	Quality Assurance	
Document Name:	Control Test Requirements For Testing Components			

Attachment A
QCS4-A
November 2005
2 Of 3

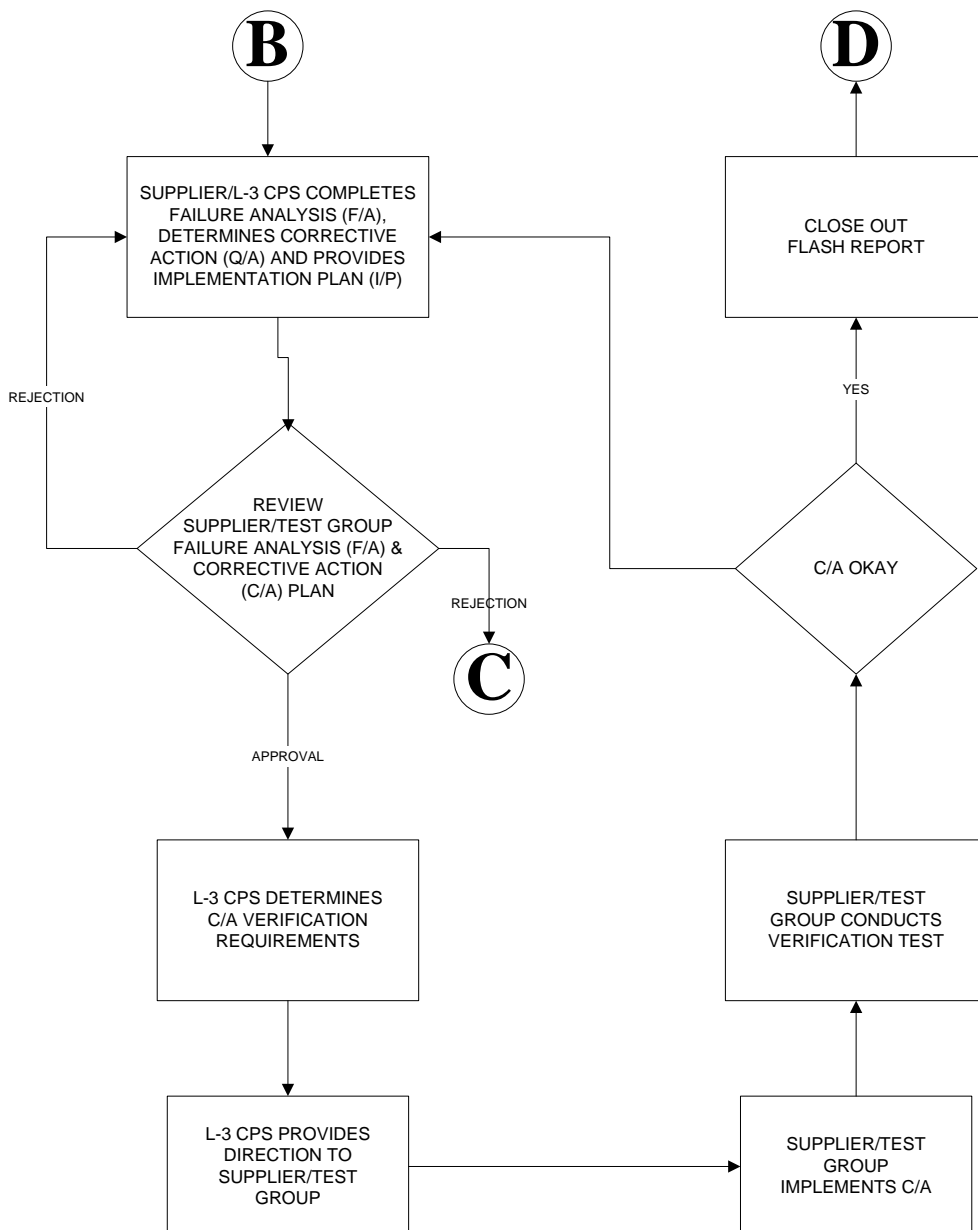
CONTROL TEST (CT) FLOW CHART



RENK America		QCS-4A		RENK
		Clause		
Document #:	QCS-4A	Responsible Organization:	Quality	
Revision:	1			
Effective Date:	November, 2005	Approved By:	Quality Assurance	
Document Name:	Control Test Requirements For Testing Components			

Attachment A
QCS4-A
November 2005
3 of 3

CONTROL TEST (CT) FLOW CHART



RENK America		QCS-4A		RENK
		Clause		
Document #:	QCS-4A	Responsible Organization:	Quality	
Revision:	1			
Effective Date:	November, 2005	Approved By:	Quality Assurance	
Document Name:	Control Test Requirements For Testing Components			

QCS-4A
NOVEMBER 2005
ATTACHMENT B

TEST REPORT PREPARATION EVALUATION PER MIL-HBK-831 GUIDE

PART NO. _____ PART NAME _____ TEST REPORT NO. _____

NOTE: Each report shall have, as a minimum, each of the elements as listed below

DETAIL REQUIREMENTS (5.0 OF MIL-HBK-831)

- Format (5.1)
- Paper (5.2)
- Pagination (5.3)
- Page Size (5.3.1)
- Margins (5.3.1.1)
- Margins (5.3.1.1)
- Numbering (5.3.1.2)
- Binding (5.3.1.3)
- Illustration (5.4)
- Color Differentiation (5.4.1)
- Abbreviations (5.5)

REQUIRED ELEMENTS (5.6)

- Title Page & Cover (5.6.1)
- Tabular Summary Sheet (5.6.2)
- Classified Reports (5.6.3.2)
- Table of Contents (5.6.4)
- Reason for Test (5.6.5)
- Description of Test Samples (5.6.6)
- Disposition of Test Specimens (5.6.7)
- Narrative Abstract, Conclusions & Recommendations (5.6.8)
- References (5.6.9)

MAIN BODY OF REPORT (5.6.10)

- Factual Data (5.6.10.1)
- Description of Test Apparatus (5.6.10.1.1)
- Test Procedure (5.6.10.1.2)
- Results of test summations and analyses (5.6.10.1.3)
- Test Data (5.6.10.1.4)
- Test Apparatus Calibration Data
- List of all Failure Incidents, Failure Analysis, & Corrective Action
- Permanent Location of Test Files (Five Years)